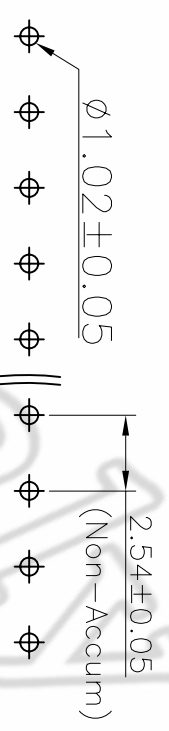
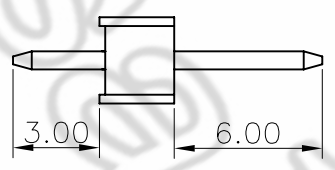
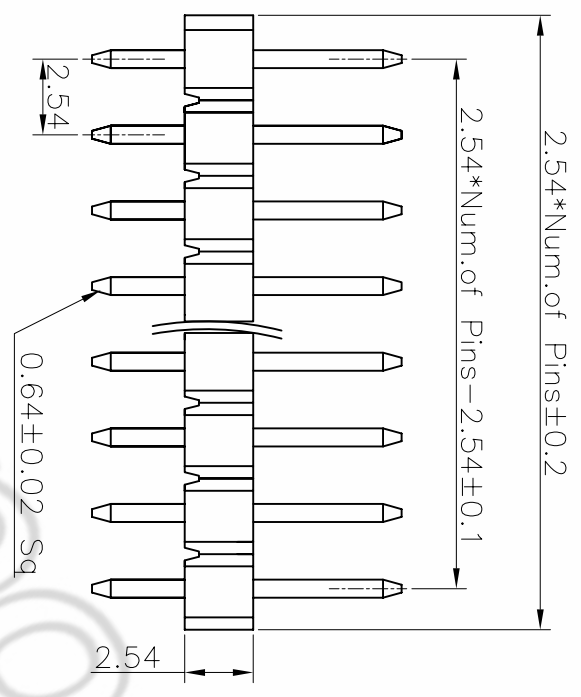
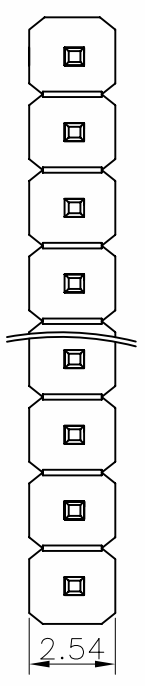


REV	ECONNO:	BY	DATE
A1	NEW DWG	ZHULZHI	11.04.07
A2	修正尺寸标注, 整理圖面	Jacky.Lv	11.11.07

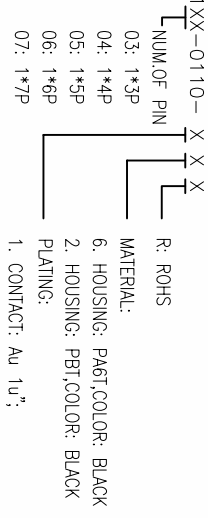


**PCB LAYOUT(TOP VIEW)**

**NOTES:**

- MATERIAL:
  - HOUSING: SEE NOTES 5
  - CONTACT: BRASS
- FINISH:
  - CONTACT: GOLD PLATING(SEE NOTES 5) ON CONTACT AREA. 1.27um [50u"] MIN. NICKEL UNDERPLATING OVERALL.
- SPECIFICATIONS:
  - CURRENT RATING : 3 AMP
  - INSULATOR RESISTANCE : 5000MΩ MIN
  - DIELECTRIC WITHSTANDING : 500AC/DC
  - OPERATING TEMPERATURE : -40C TO +105C
  - CONTACT RESISTANCE : 20mΩ MAX

- FOR WAVE SOLDERING LEAD-FREE PROCESS
- PART NO. : 2151XX-0110-X X X X



NO.	PART NO.	PLATING	MATERIAL	COLOR	NUM.OF PIN	ENVIRONMENTAL
4	215105-0110-16R	Au1u"	PA6T	BLACK	1*5P	ROHS
3	215105-0110-12R	Au1u"	PBT	BLACK	1*5P	ROHS
2	215106-0110-16R	Au1u"	PA6T	BLACK	1*6P	ROHS
1	215106-0110-12R	Au1u"	PBT	BLACK	1*6P	ROHS

PIN NUM	5.08	2.54
2pin	5.08	2.54
3pin	7.62	5.08
4pin	10.16	7.62
5pin	12.70	10.16
6pin	15.24	12.70
7pin	17.78	15.24
8pin	20.32	17.78
9pin	22.86	20.32
10pin	25.40	22.86
11pin	27.94	25.40
12pin	30.48	27.94

CUSTOMER DRAWING	
-TOLERANCES-	
UNLESS OTHERWISE SPECIFIED	
X.X	±0.35
X.XX	±0.25
X.XXX	±0.15
X.XXX	±1°

**Lite** Litecomm Co.,Ltd.

TITLE: PIN HEADER PITCH2.54mmDIP 180 SINGLE BASE SINGLE ROW

DWG NO: 2151XX-0110-XXXX

DATE: 2011.11.07 SCALE: 1:1 UNIT: MM PAGE: 1/1

DRAW: Jacky.Lv

COMPLIANCE WITH THE REQUIREMENT  ROHS  HF  SONY000259  OTHER  
 ※ NO USING RESTRICTED AND BANNED SUBSTANCE